

Yorktownne[®]

RICH IN STYLE. DEEP IN SPIRIT.



SELECTION GUIDE

DOOR STYLES • WOOD SPECIES • FINISHES

EXPLORE *the* POSSIBILITIES

At the center of every home is the kitchen, where your personal style and pride are on full display for every guest and loved one. We're honored to be a part of creating that warm, inviting space for your family, and are committed to making beautiful, high-quality products for your home. For over 100 years, we've been manufacturing our cabinets here in America. We hand-craft each cabinet with care for elegant, long-lasting cabinetry that will see your family through the years.

Because we offer a nearly limitless array of styles, finishes, and modifications, we created this Selection Guide to help you choose the cabinetry options that best reflect your personal taste and the way you live. Share your ideas with your designer, who will help you plan the perfect room. The end result will be a stunning pairing of style and function that garners oohs and aahs all around.

BUILT IN **USA**
OF GLOBAL & DOMESTIC PARTS

(Classic) **Devin** in Celeste Classic, **Calhoun** in Magnolia Classic, and **Lennon** in Biscotti on maple

COVER: (Iconic) **Blaine** in Dockside on maple and Perfect Storm Classic



Yorktowne offers three types of door/cabinet construction: Inset, Framed full overlay and Framed half overlay. All are structurally sound, the difference is purely aesthetic. Use this guide to explore your options.

HISTORIC SERIES – Inset


The Historic series includes two standard face frame options and two standard hinge types.

FACE FRAME OPTIONS

- Beaded face frame includes a rounded groove within the face frame, closest to the doors/drawer fronts.
- Non-beaded face frame maintains original specifications.



Beaded



Non-beaded

HINGE OPTIONS

- Concealed hinge with integrated Quiet Close (not visible from the cabinet exterior).
- Barrel hinges include a finial detail; are visible from the exterior and are offered in four finishes.



Flat Black



Antique Brass



Nickel



Oil Rubbed Bronze

ICONIC AND CLASSIC SERIES – Framed

OVERLAY OPTIONS

Iconic and Classic door styles are either full or half overlay. Full overlay door styles cover almost the entire face frame when closed and require hardware. Half overlay door styles cover part of the face frame when closed and can function without hardware.



Full Overlay



Half Overlay

HISTORIC SERIES

WOOD SPECIES | PRICE GROUP

A: Knotty Alder


C: Cherry

M: Maple

D: MDF


Q: Quartersawn Oak

AMORY
Irish Crème Classic



A | 9
C | 9
M | 8
Q | 9

BAXTER
Peppercorn Ebony Glaze and Highlight on knotty alder



A | 9
C | 9
M | 8

BELFAST
Smoke on knotty alder



A | 6
C | 6
M | 5

BRENTFORD
Natural on knotty alder



A | 4
C | 4
M | 3
D | 1

BROCKTON
Tidal Classic



A | 4
C | 4
M | 2
Q | 2

BURBANK
White Icing Pewter Highlight



A | 6
C | 6
M | 5

CLARK
Lakeshore Classic



A | 8
C | 8
M | 7

COLBY
Peppered Appaloosa on maple



A | 6
C | 6
M | 5

CORSICA
Sea Salt Classic



A | 2
C | 2
M | 1
D | 1

DEARBORN
Peppercorn Ebony Glaze and Highlight on cherry



A | 7
C | 7
M | 6

DIXON
Blush Classic



A | 8
C | 8
M | 7

GRAYSON
Sandalwood Burnt Sienna Glaze and Highlight on cherry



C | 9
M | 8
Q | 8

LANGDON
Bay Leaf Classic



A | 2
C | 2
M | 1
D | 1
Q | 1

LEXINGTON
Eucalyptus Classic




A | 8
C | 8
M | 7

LOGAN
Silver Appaloosa on cherry



C | 6
M | 5

MALLORY
White Icing Classic



A | 5
C | 5
M | 4

MONTEGO
Cypress Classic



A | 5
C | 5
M | 4

MORRIS
Cappuccino Burnt Sienna
Glaze and Highlight on cherry



A | 3
C | 3
M | 2
Q | 2

OSLO
Greystone on quartersawn oak



A | 6
C | 6
M | 5
Q | 5

PENNINGTON
Sandalwood on maple



C | 6
M | 5

ROCHELLE
Irish Crème Classic



A | 5
C | 5
M | 4
D | 2

ROCKWELL
Greystone on quartersawn oak



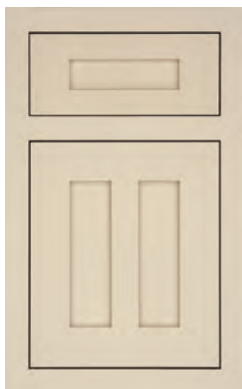
C | 7
M | 6
Q | 6

ROMA
Frappe Classic



A | 8
C | 8
M | 7

SALINGER
Chai Latte Classic



A | 5
C | 5
M | 4
Q | 4

WELLS
White Chocolate Classic



A | 8
C | 8
M | 7

WHEATON
Earl Grey Classic



A | 8
C | 8
M | 7

ICONIC SERIES

ONE STYLE: FOUR OPTIONS

Yorktowne makes it easy to create a style truly inspired by you. You can choose your door style as well as the center panel to create a unique look. Raised, reverse raised, flat, beaded—the pick your panel option is available on a variety of door styles.

All of our style options can be seen on pages 8-9. The corresponding panel options, with species availability and price group information, are shown in the charts below.



PICK-A-PANEL DOOR STYLES PRICE GROUP CHART

DOOR STYLE	FLAT PANEL								REVERSE RAISED								RAISED								BEADED								
	CHERRY	HICKORY	KNOTTY ALDER	MDF	MAPLE	RUSTIC MAPLE	OAK	QS OAK	CHERRY	HICKORY	KNOTTY ALDER	MDF	MAPLE	RUSTIC MAPLE	OAK	QS OAK	CHERRY	HICKORY	KNOTTY ALDER	MDF	MAPLE	RUSTIC MAPLE	OAK	QS OAK	CHERRY	HICKORY	KNOTTY ALDER	MDF	MAPLE	RUSTIC MAPLE	OAK	QS OAK	
Abilene	7	5	7	-	6	6	5	-	8	6	8	-	7	7	6	-	8	6	8	-	7	7	6	-	-	-	-	-	-	-	-	-	-
Brockton	3	1	3	-	2	2	1	8	6	4	6	-	5	5	4	11	6	4	6	-	5	5	4	11	7	5	7	-	6	6	5	12	
Clark	6	-	6	-	5	-	5	-	11	-	11	-	10	-	9	-	11	-	11	-	10	-	9	-	-	-	-	-	-	-	-	-	-
Colby	6	4	6	-	5	-	5	-	10	8	10	-	9	-	8	-	10	8	10	-	9	-	8	-	-	-	-	-	-	-	-	-	-
Crowley	3	1	5	1	2	2	1	-	7	3	7	2	4	4	3	-	7	3	7	2	4	4	3	-	8	4	8	-	5	5	4	-	
Dearborn	4	2	4	-	3	3	2	-	6	4	6	-	5	5	4	-	6	4	6	-	5	5	4	-	7	5	7	-	6	6	5	-	
Dixon	8	6	8	-	7	-	6	-	10	8	10	-	9	-	8	-	10	8	10	-	9	-	8	-	11	9	11	-	10	-	9	-	
Durango	2	1	3	-	1	1	1	-	5	1	5	-	2	2	1	-	5	1	5	-	2	2	1	-	-	-	-	-	-	-	-	-	-
Evan	5	3	5	-	4	4	4	-	9	7	9	-	8	8	7	-	9	7	9	-	8	8	7	-	-	-	-	-	-	-	-	-	-
Higgins	2	1	3	-	1	1	1	-	5	1	5	-	2	2	1	-	5	1	5	-	2	2	1	-	-	-	-	-	-	-	-	-	-
Holton	6	4	6	3	5	5	4	-	7	5	7	4	6	6	5	-	7	5	7	4	6	6	5	-	8	6	8	-	7	7	6	-	
Jefferson	4	2	4	-	3	3	2	-	8	6	8	-	7	7	6	-	8	6	8	-	7	7	6	-	-	-	-	-	-	-	-	-	-
Logan	8	6	-	-	7	-	6	-	11	8	-	-	9	-	9	-	11	8	-	-	9	-	9	-	-	-	-	-	-	-	-	-	-
Mallory	4	2	4	-	3	3	2	-	8	6	8	-	7	7	6	-	8	6	8	-	7	7	6	-	-	-	-	-	-	-	-	-	-

ONE PICK YOUR STYLE

DIXON



See Section 200 of your Iconic Specifications Manual for additional details.

TWO PICK YOUR PANEL



Raised Panel



Flat Panel



Reverse Raised



Beaded Panel

PICK-A-PANEL DOOR STYLES PRICE GROUP CHART

DOOR STYLE	FLAT PANEL								REVERSE RAISED								RAISED								BEADED							
	CHERRY	HICKORY	KNOTTY ALDER	MDF	MAPLE	RUSTIC MAPLE	OAK	QS OAK	CHERRY	HICKORY	KNOTTY ALDER	MDF	MAPLE	RUSTIC MAPLE	OAK	QS OAK	CHERRY	HICKORY	KNOTTY ALDER	MDF	MAPLE	RUSTIC MAPLE	OAK	QS OAK	CHERRY	HICKORY	KNOTTY ALDER	MDF	MAPLE	RUSTIC MAPLE	OAK	QS OAK
Millgate	6	4	6	-	5	5	4	7	7	5	7	-	6	6	5	8	7	5	7	-	6	6	5	8	8	6	8	-	7	7	6	9
Morris	5	3	5	-	4	4	3	8	7	5	7	-	6	6	5	10	7	5	7	-	6	6	5	10	-	-	-	-	-	-	-	-
Rigby	7	5	7	-	6	6	5	-	8	6	8	-	7	7	6	-	-	-	-	-	-	-	-	-	-	-	-	-	-	-	-	-
Rochelle	6	4	6	3	5	5	4	-	8	6	8	5	7	7	6	-	8	6	8	5	7	7	6	-	-	-	-	-	-	-	-	-
Roma	7	-	7	-	6	-	-	-	9	-	9	-	8	-	-	-	9	-	9	-	8	-	-	-	-	-	-	-	-	-	-	-
Salinger	6	4	6	-	5	5	4	7	7	5	7	-	6	6	5	8	-	-	-	-	-	-	-	-	-	-	-	-	-	-	-	-
Shaw	4	2	4	1	3	3	2	-	7	5	7	4	6	6	5	-	7	5	7	4	6	6	5	-	8	6	8	-	7	7	6	-
Steinbeck	2	1	3	-	1	1	1	-	5	1	5	-	2	2	1	-	5	1	5	-	2	2	1	-	-	-	-	-	-	-	-	-
Vera	8	-	-	-	7	-	-	-	9	-	-	-	8	-	-	-	9	-	-	-	8	-	-	-	10	-	-	-	9	-	-	-
Wallis	8	-	8	-	7	-	-	-	11	-	11	-	10	-	-	-	11	-	11	-	10	-	-	-	12	-	12	-	11	-	-	-
Waterford	4	2	4	1	3	-	2	5	7	5	7	4	6	-	5	8	-	-	-	-	-	-	-	-	-	-	-	-	-	-	-	-
Wells	7	5	7	-	6	6	5	-	10	8	10	-	9	9	8	-	-	-	-	-	-	-	-	-	-	-	-	-	-	-	-	-
Westcliffe	3	1	5	-	2	2	1	-	7	3	7	-	4	4	3	-	7	3	7	-	4	4	3	-	-	-	-	-	-	-	-	-
Wheaton	5	3	5	-	4	4	3	-	9	7	9	-	8	8	7	-	9	7	9	-	8	8	7	-	-	-	-	-	-	-	-	-
Yale	7	-	-	-	6	-	-	-	9	-	-	-	8	-	-	-	9	-	-	-	8	-	-	-	-	-	-	-	-	-	-	-

ICONIC SERIES

PICK-A-PANEL DOOR STYLES

Center panel availability, wood species availability and price group information on pages 6-7.

ABILENE Raised Panel



Cottage White Sheer on oak

Full Overlay

BROCKTON Reverse Raised Panel



Earl Grey Classic

Full Overlay

CLARK Raised Panel



White Icing Classic

Full Overlay

COLBY Raised Panel



Silver Appaloosa on maple

Full Overlay

CROWLEY Raised Panel



Dusk Classic

Full Overlay

DEARBORN Raised Panel



Amaretto on knotty alder

Full Overlay

DIXON Raised Panel



Peppercorn on cherry

Full Overlay

DURANGO Reverse Raised Panel



Smoke Ebony Highlight on maple

Half Overlay

EVAN Flat Panel



Perfect Storm Classic

Full Overlay

HIGGINS Raised Panel



Natural on knotty alder

Half Overlay

HOLTON Raised Panel



Gale Classic

Full Overlay

JEFFERSON Raised Panel



Celeste Classic

Full Overlay

LOGAN Flat Panel



Buff Classic

Full Overlay

MALLORY Raised Panel



Full Overlay

Magnolia Classic

MILLGATE Flat Panel



Full Overlay

Dried Lavender Classic

MORRIS Reverse Raised Panel



Full Overlay

Eucalyptus Classic

RIGBY Flat Panel



Full Overlay

French Roast Sable Highlight on hickory

ROCHELLE Flat Panel



Full Overlay

Frappe Ebony Highlight

ROMA Raised Panel



Full Overlay

Bay Leaf Classic

SALINGER Flat Panel



Full Overlay

Seagrass Sheer on maple

SHAW Flat Panel



Full Overlay

Sea Salt Classic

STEINBECK Raised Panel



Half Overlay

Carriage Black Ebony Glaze with Heirloom Distressing on maple

VERA Raised Panel



Full Overlay

Billow Classic

WALLIS Raised Panel



Full Overlay

Cappuccino on knotty alder

WATERFORD Reverse Raised Panel



Full Overlay

Dockside on Hickory

WELLS Reverse Raised Panel



Full Overlay

Peppered Appaloosa on knotty alder

WESTCLIFFE Flat Panel



Full Overlay

Buckskin Appaloosa on cherry

WHEATON Raised Panel



Full Overlay

Eagle Rock Sable Glaze and Highlight on knotty alder

YALE Reverse Raised Panel



Full Overlay

Amaretto Ebony Glaze and Highlight on maple

ICONIC SERIES

SPECIALTY DOOR STYLES

WOOD SPECIES | PRICE GROUP

- A: Knotty Alder
- C: Cherry
- D: MDF
- H: Hickory
- M: Maple
- R: Rustic Maple
- O: Oak
- Q: Quartersawn Oak
- SC: Straight-Grain Cherry
- SM: Straight-Grain Maple
- SQ: Straight-Grain Quartersawn Oak

AMBROSIA



C | 9
M | 8

Onyx on cherry

Full Overlay

BELFAST



A | 5
C | 5
M | 4

Cappuccino on cherry

Full Overlay

BLAINE



C | 7
H | 5
M | 6
O | 5

Gray Owl Classic

Full Overlay

CASPER



H | 6

Sandalwood on hickory

Full Overlay

GILMORE



C | 5
M | 4
R | 4
O | 3

Peppered Appaloosa on cherry

Full Overlay

GRAYSON



C | 10
M | 9
O | 8
Q | 11

Sandalwood Burnt Sienna Glaze and Highlight on oak

Full Overlay

MONTEGO



A | 10
C | 10
H | 8
M | 9
R | 9
O | 8

Macchiato Classic

Full Overlay

NICOLLET



D | 4
SC | 7
SM | 5
SQ | 8

Islander with Dry Brush on straight-grain quartersawn oak

Full Overlay

PENNINGTON



C | 10
M | 9

White Chocolate Classic

Full Overlay

ROCKWELL



C | 12
M | 11
O | 11
Q | 12

French Roast Sable Highlight on quartersawn oak

Full Overlay

TULSA



H | 7
R | 8

Natural on hickory

Full Overlay

CLASSIC SERIES

WOOD SPECIES | PRICE GROUP

- A: Knotty Alder
- C: Cherry
- D: MDF
- H: Hickory
- M: Maple
- O: Oak

OPTIONAL UPGRADE TO FIVE-PIECE DRAWER FRONT

Most standard Classic drawer fronts are slab. Yorktowne offers the option to upgrade to a five-piece drawer front that matches the door style chosen. Five-piece drawer fronts are another way Yorktowne can make cabinets unique to you.



JENNINGS



CALHOUN



CLAYTON



COURTLAND



EVERETT



FILLMORE




FREEMONT



HENNING



LANSING



STILLWATER



WAYLON



WEBBER



(Classic) **Jennings** Gray Owl Classic and **Lansing** in Smoke on cherry

CLASSIC SERIES

WOOD SPECIES | PRICE GROUP

- A: Knotty Alder
- C: Cherry
- D: MDF
- H: Hickory
- M: Maple
- O: Oak

CALHOUN



C | 3
M | 4

Full Overlay

Peppercorn on cherry

CLAYTON



A | 4
C | 3
M | 4
O | 3

Half Overlay

Hazelnut on maple

COURTLAND




C | 5
M | 5
O | 5

Full Overlay

Smoke on maple

DEVIN



D | 1

Full Overlay

Irish Crème Classic

EVERETT



C | 5
M | 5

Full Overlay

Onyx on maple

FILLMORE



A | 5
C | 4
H | 4
M | 5

Full Overlay

Sandalwood on maple

FREEMONT



D | 1
M | 4
O | 3

Half Overlay

Castlerock on maple

HENNING



A | 4
C | 2
D | 1
H | 2
M | 3
O | 1

Full Overlay

White Icing Classic

JENNINGS



C | 5
M | 5

Full Overlay

White Chocolate Classic

LANSING



A | 4
C | 1
D | 1
H | 2
M | 3
O | 1

Full Overlay

Frappe Classic

LENNON



C | 3
H | 2
M | 3
O | 2

Full Overlay

Cottage White on oak

STILLWATER



A | 4
C | 2
D | 1
H | 2
M | 4
O | 2

Full Overlay

Sea Salt Classic

WAYLON



A | 4
C | 2
D | 1
H | 3
M | 4
O | 2

Half Overlay

Chestnut on knotty alder

WEBBER



C | 4
M | 5
O | 4

Full Overlay

Castle Rock Sheer on oak

WOOD SPECIES

OAK

Available in ICONIC and CLASSIC

- Open grain patterns vary from close-knit and vertical to prominent and arched
- Colors range from light tan and pink to medium dark red and brown
- May contain small mineral streaks and some pin knots

QUARTERSAWN OAK

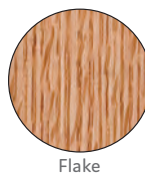
Available in HISTORIC and ICONIC

- Quartered and cut at a 90-degree angle to the growth ring of the tree to create close-knit vertical grain pattern
- Exposes a beautiful aspect of the grain called flake
- Colors range from light tan and pink to medium dark red and brown
- Dense, heavy wood that is very strong and resists shock
- Typical in Mission or Arts and Crafts styling

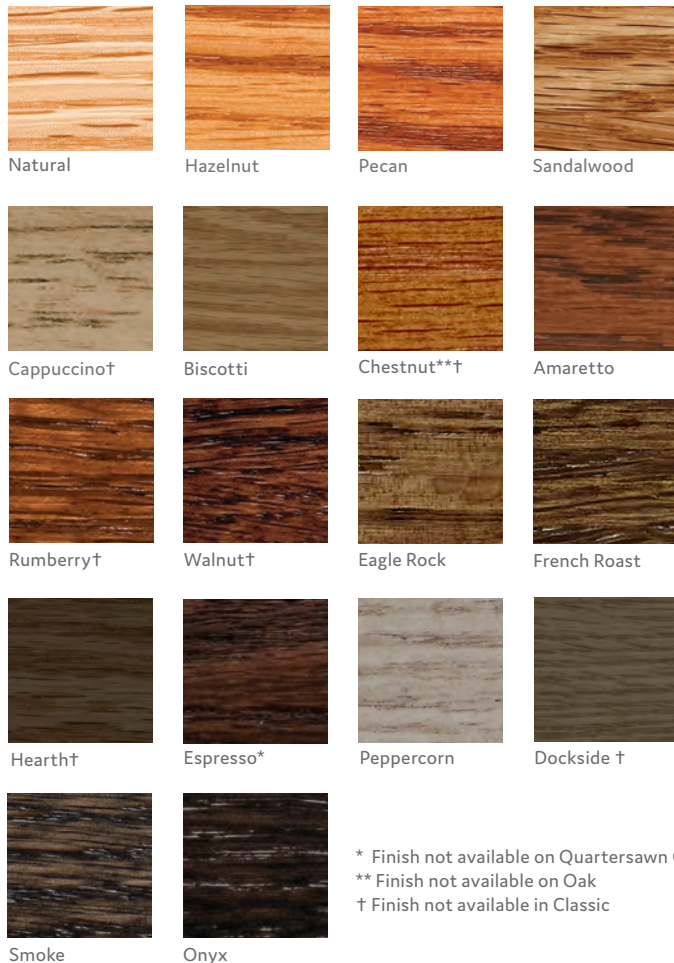
OAK CHARACTERISTICS



QUARTERSAWN OAK CHARACTERISTICS



QUARTERSAWN OAK AND OAK STAINS



* Finish not available on Quartersawn Oak
 ** Finish not available on Oak
 † Finish not available in Classic




(Iconic) Salinger Flat Panel in Natural on quartersawn oak



(Classic) Henning in Natural on oak

QUARTERSAWN OAK AND OAK GLAZES

Available with Highlight or Glaze and Highlight in HISTORIC and ICONIC.



HIGHLIGHT ONLY

Hand brushing glaze on select profiles of doors, drawer fronts, moldings, and accessories to accent and define detail without changing the overall base color.

GLAZE AND HIGHLIGHT

Glazing to change the base color and highlighting to define details on doors, drawer fronts, moldings, and accessories.



(Iconic) Crowley Raised Panel in Natural on cherry

CHERRY

Available in HISTORIC, ICONIC and CLASSIC

- Rich color and smooth, flowing grain patterns
- Color varies from light pink to dark brown; variations are more prominent with lighter stains
- Will darken or mellow with age, a change that is more noticeable with light stains—sun exposure greatly accelerates this process

CHERRY CHARACTERISTICS



Pin knots

Mineral streaks

Pitch pockets

Sap wood

CHERRY STAINS



Natural




Pecan



Sandalwood



Cappuccino†




Biscotti



Chestnut



Amaretto



Rummary†




Ginger Snap



Eagle Rock



French Roast



Hearth †



Espresso




Peppercorn



Docksides†



Smoke



Onyx

CHERRY GLAZES Available with Highlight or Glaze and Highlight in HISTORIC and ICONIC.




Natural Burnt Sienna Glaze†




Pecan Burnt Sienna Glaze†



Sandalwood Burnt Sienna Glaze†



Cappuccino Burnt Sienna Glaze†



Harvest Bronze Ebony Glaze†*



Amaretto Ebony Glaze†



Rummary Ebony Glaze†



Ginger Snap Ebony Glaze†




Eagle Rock Sable Glaze†



French Roast Sable Glaze†



Peppercorn Ebony Glaze†



Smoke Ebony Glaze†

† Finish not available in Classic
* Only available in Glaze and Highlight



KNOTTY ALDER

Available in HISTORIC, ICONIC and CLASSIC

- A rich-looking wood that blends well with cherry
- Color is very uniform light brown with a reddish tinge
- Fairly straight-grained, uniform texture
- Contains pin knots, open and closed knots of various sizes, checking and mineral streaks which are typical and not considered defects. Knots may be in locations which affect hardware placement.

KNOTTY ALDER CHARACTERISTICS



Checking

Pin knots

Mineral streaks

Open knots

Closed knots

(Iconic) Crowley Reverse Raised Panel in Chestnut Ebony Highlight on knotty alder


KNOTTY ALDER STAINS




Natural



Hazelnut



Sandalwood



Cappuccino†



Biscotti



Chestnut



Amaretto



Rumberry†



Walnut†




Eagle Rock




French Roast



Hearth†



Peppercorn



Docksides



Smoke



Onyx

KNOTTY ALDER GLAZES Available with Highlight or Glaze and Highlight in HISTORIC and ICONIC.



Natural Burnt Sienna Glaze†



Hazelnut Burnt Sienna Glaze†




Sandalwood Burnt Sienna Glaze†




Cappuccino Burnt Sienna Glaze†



Harvest Bronze Ebony Glaze†*



Chestnut Ebony Glaze†



Amaretto Ebony Glaze



Rumberry Ebony Glaze†



Walnut Ebony Glaze†



Eagle Rock Sable Glaze†



French Roast Sable Glaze†



Peppercorn Ebony Glaze†



Smoke Ebony Glaze†

† Finish not available in Classic

* Only available in Glaze and Highlight

MAPLE

Available in HISTORIC, ICONIC and CLASSIC

- Smooth texture with tight, uniform grain patterns
- Color is creamy white, varying slightly from almost bright white to light pink or reddish brown
- Contains a natural resin that causes the wood to turn amber as it ages, a change that is more noticeable with light stains. Sun exposure greatly accelerates this process.

RUSTIC MAPLE

Available in ICONIC

- A dense hardwood with smooth texture and closed grain pattern
- Colors range from creamy whites and light tans to almost black in knotty areas. Bark pockets and mineral streaks can be evident in a single stave of wood.
- Color shift is more evident in lighter finishes
- Medium and dark finishes obscure much of the wood's color variation and the overall finish appears more consistent



(Iconic) Dixon Flat Panel in Hazelnut on maple



(Iconic) Holton Reverse Raised Panel in Hazelnut on rustic maple


MAPLE CHARACTERISTICS



Mineral streaks

Curly grain

RUSTIC MAPLE CHARACTERISTICS



Open knot

Worm holes

Worm tracking

Mineral streaks

Vibrant color

Closed knot

Bark pockets

Non-structural splits

RUSTIC MAPLE AND MAPLE STAINS



Natural

Hazelnut

Sandalwood


Biscotti

Chestnut

Amaretto

Rumberry†

Ginger Snap



Eagle Rock

French Roast

Hearth†

Espresso*

Dockside†

Smoke

Onyx*

RUSTIC MAPLE AND MAPLE GLAZES Available with Highlight or Glaze and Highlight in HISTORIC and ICONIC.



Natural Burnt Sienna Glaze†

Hazelnut Burnt Sienna Glaze†

Sandalwood Burnt Sienna Glaze†

Harvest Bronze Ebony Glaze† **

Amaretto Ebony Glaze†



Rumberry Ebony Glaze†

Ginger Snap Ebony Glaze†

Eagle Rock Sable Glaze*†

French Roast Sable Glaze†

Smoke Ebony Glaze†

† Finish not available in Classic
* Finish not available on Rustic Maple
** Only available in Glaze and Highlight




(Iconic) Colby Raised Panel in Pecan on hickory

HICKORY

Available in ICONIC and CLASSIC

- Can vary dramatically in color within a single piece of wood; from almost white to a deep, dark brown
- Bold, prominent grain patterns give it a rustic appearance
- Burls, pin knots, mineral streaks and small, sound knots are typical and are not considered defects

HICKORY CHARACTERISTICS



Pin knots

Mineral streaks

Burl

Small sound knots

HICKORY STAINS



Natural

Pecan

Sandalwood

Biscotti

Amaretto

Rumberry†

French Roast

Dockside†

Smoke

HICKORY GLAZES Available with Highlight or Glaze and Highlight in HISTORIC and ICONIC.



Sandalwood Burnt
Sienna Glaze†

Amaretto Ebony
Glaze†

Rumberry Ebony
Glaze†

French Roast
Sable Glaze†

Smoke Ebony
Glaze†

† Finish not available in Classic



(Iconic) Rochelle Flat Panel in Macchiato
Ebony Highlight on MDF

MDF (Medium Density Fiberboard)

Available in HISTORIC, ICONIC and CLASSIC

- An engineered wood product with a smooth surface and a consistent core
- Painted MDF is durable and more resistant to warping, expansion and contraction than solid hardwoods
- MDF is available in select door styles in Classic Paints and Classic Paints with Highlight or Glaze and Highlight
- See pages 18-19 for available paint and glaze colors

FINISHES

CLASSIC PAINTS

Available in HISTORIC and ICONIC
 Select colors available in CLASSIC

Yorktowne's Classic Paint finishes offer lustrous color and completely opaque coverage plus the flexibility to design with simplicity or sophistication.

Photo left: (Iconic) Clark Raised Panel in Divinity Classic




CLASSIC PAINT CHARACTERISTICS

① Even coverage, ② Lustrous color

MAPLE AND MDF CLASSIC PAINTS

					
Magnolia	Sea Salt*	White Icing*	Divinity*	White Chocolate*	Buff
					
Fauna	Safari	Gazelle	Irish Crème*	Chai Latte*	Macchiato*
					
Sandpiper	Frappe*	Earl Grey*	Carriage Black*	Gray Owl	London Fog
					
Perfect Storm	Dusk	Gale*	Celeste*	Billow	Lakeshore
					
Tidal	Marine	Bay Leaf	Aloe	Eucalyptus*	Cypress
					
Sumac	Cayenne	Spanish Paprika	Buttercream	Saffron	Curry
					
Dried Lavender	Blush				

ADDITIONAL WOOD SPECIES



Carriage Black Oak** and Quartersawn Oak*
 Carriage Black Hickory**

* Also available in Classic
 ** Only available in Iconic


PAINT WITH HIGHLIGHT

Available in HISTORIC and ICONIC

This look is achieved by hand brushing highlights on an enamel base coat. The brush strokes are defined and included on profiles of doors and drawer fronts to enhance detail. The amount of highlight hang-up varies based on door style.

Photo right: (Iconic) Evan Flat Panel maple Divinity Burnt Sienna Highlight

MAPLE AND MDF HIGHLIGHT PAINTS



HIGHLIGHTED PAINT CHARACTERISTICS

- ① Highlighted profile
- ② Lustrous color


PAINT WITH GLAZE AND HIGHLIGHT

Available in HISTORIC and ICONIC

This look is achieved by adding a glaze and highlight to an enamel base coat. The amount of glaze hang-up varies based on door style.

Photo right: (Iconic) Holton Raised Panel in Saffron Mocha Glaze and Highlight

MAPLE AND MDF PAINT WITH GLAZE AND HIGHLIGHT



PAINT WITH GLAZE AND HIGHLIGHT CHARACTERISTICS

- ① Glaze hang-up
- ② Patina on flat surfaces
- ③ Highlight

PAINT WITH HEIRLOOM DISTRESSING

Available in HISTORIC and ICONIC

This look is achieved by adding a glaze and highlight to an enamel base coat. The amount of glaze hang-up varies based on door style. Random distressing and sand through is also added to create the wear and patina of an heirloom furniture piece. Fractures at joints may also be visible.

Photo left: (Iconic) Wallis Raised Panel in Saffron Mocha Glaze and Highlight with Heirloom Distressing on maple



MAPLE PAINT WITH HEIRLOOM DISTRESSING



CARRIAGE BLACK EBONY GLAZE PAINT WITH HEIRLOOM DISTRESSING ON ADDITIONAL WOODS



*Only available in Iconic

PAINT WITH HEIRLOOM DISTRESSING

- ① Sand through
- ② Patina on flat surfaces
- ③ Glaze hang-up
- ④ Visible fractures at joints



ANTIQUÉ DISTRESSING CHARACTERISTICS

- ① Sanded corners
- ② Dents
- ③ Glaze hang-up

ANTIQUÉ DISTRESSING

Available in HISTORIC and ICONIC

Expert craftsmanship creates this antique look by lightly distressing the wood for a subtle, worn appearance. This decorative art form gives the wood a slightly aged feel, adding character and a one-of-a-kind patina. Characteristics inherent in this technique include sanded corners/profiles of doors and drawer fronts, as well as small dings and dents.

Antique Distressing available on cherry, knotty alder, maple and rustic maple with glaze and highlight finish in our standard offering. Rustic maple not available in Historic.

Photo: (Iconic) Roma Raised Panel in Harvest Bronze Ebony Glaze and Highlight with Antique Distressing on cherry



LEGACY DISTRESSING CHARACTERISTICS

- ① Sanded corners and profiles
- ② Dents
- ③ Glaze hang-up
- ④ Worm holes
- ⑤ Knife marks/chisel marks
- ⑥ Cowtailing
- ⑦ Rasping

LEGACY DISTRESSING

Available in HISTORIC and ICONIC

Yorktowne's Legacy Distressed finish is created when our finish experts physically distress the wood to evoke an aged appearance. Along with the characteristics of Antique Distressing, the Legacy finish features rasping, worm holes, chisel marks, and knife splits. In addition to physical distressing elements, cowtailing is applied.

Legacy Distressing available on cherry, knotty alder, maple and rustic maple with glaze and highlight finish in our standard offering. Rustic maple not available in Historic.

Photo: (Iconic) Wallis Raised Panel in Peppercorn Ebony Glaze and Highlight with Legacy Distressing on knotty alder

COASTAL COLLECTION

Available in HISTORIC and ICONIC

These color-washed finishes allow the natural texture of the wood species selected to show through. Available with subtle dry-brushed accents or in Sheer with semi-transparent coverage.

Photo: (Iconic) Wallis Raised Panel in Islander with Dry Brush on maple

AVAILABLE ON MAPLE, OAK AND QUARTERSAWN OAK



*Finish not available on maple



STONE BROOKE COLLECTION

Available in HISTORIC and ICONIC

This unique finish is achieved by artfully brushing multiple glaze materials onto a stained surface. Thicker than a normal glaze, the varying shades of application create a subtle textural feel and appearance. Available on select door styles in quartersawn oak in Historic and oak and quartersawn oak in Iconic.

Photo: (Iconic) Morris Raised Panel in Greystone on oak

STONE BROOKE FINISHES



APPALOOSA COLLECTION


Available in HISTORIC and ICONIC

Appaloosa finish characteristics include a semi-transparent stain, distressing (including sanded corners and profiles, dents, worm holes, knife marks, and cowtailing) and glaze hang-up. Glaze brushed accents are also added to enhance the depth of the finish. All physical and finish elements are hand applied, giving each piece a unique time-worn appearance.

Appaloosa finishes available on maple, rustic maple, cherry and knotty alder. Rustic maple not available in HISTORIC.

Photo: (Iconic) Crowley Raised Panel in Peppered Appaloosa on maple

APPALOOSA FINISHES



FINISH SELECT PROGRAM

Available in HISTORIC and ICONIC

Finish Select uses Stains, Classic Paint, Custom Paint or Coastal colors as the base material, but provides more versatility to achieve the look you want. Take it a step further by including a distressed application.

Once a door style and species is chosen, follow these steps to make your selection. Remember to order and approve a sample door before a final order is placed.



ONE PICK YOUR BASE COLOR

TWO PICK YOUR GLAZE



BURNT SIENNA



EBONY



MOCHA



RAW UMBER



SABLE



PEWTER*

* Available in Highlight only.

THREE
PICK YOUR GLAZE APPLICATION



HIGHLIGHT ONLY



GLAZE AND HIGHLIGHT

FOUR
ADD DRY BRUSH



Light dry-brushed taupe accents available on any base color.

FIVE
PICK YOUR DISTRESSING



HEIRLOOM
Machine dents, sand through



ANTIQUE
Hand dents, round over



LEGACY
Antique plus rasping, worm holes, chisel marks, knife splits, and cowtailing

CABINET CONSTRUCTION

OVERLAY CABINETRY EXAMPLE



* end modification shown



upgrade option



upgrade option

INSET CABINETRY EXAMPLE

Historic plywood standard construction shown.

OVERLAY CABINETRY EXAMPLE

Iconic plywood construction shown. Plywood construction is an upgrade.

CLASSIC

ICONIC

HISTORIC

1 INTERIOR	Light maple print	Light maple print	Maple veneer with clear finish
2 FACE FRAME	3/4" thick solid wood		
3 END PANELS	Laminated furniture board	Laminated furniture board	Maple plywood
	1/2" thick - optional upgrade to 3/4" thick plywood		
4 TOP AND BOTTOM	Laminated furniture board	Laminated furniture board	Maple plywood
	1/2" thick		3/4" thick
5 BACK	Laminated furniture board	Laminated furniture board	Maple plywood
	1/8" thick		
6 I-BEAM	Furniture board	Furniture board	Plywood
	Dadoed into end panels to keep cabinet square, 1/2" thick		1/2" thick
7 HANGER RAIL	Furniture board or plywood	Furniture board or plywood	Furniture board or plywood
	1/2" thick - Pocket screwed for superior strength		
8 SHELVES	Laminated furniture board	Laminated furniture board	Maple plywood
	3/4" thick - optional upgrade to roll-out trays		
8 SHELF SUPPORTS SOLID METAL	Silver finish; slides into pre-drilled holes for simple shelf adjustability.		
9 HINGES	Quiet Close hinge		Barrel hinge available in four finishes Concealed or Barrel hinge
10 TOE KICK	Furniture board	Furniture board	Plywood
	1/2" thick - fully enclosed		
11 MAGNETIC CATCH	Silver finish		
WARRANTY	Lifetime Limited		

NOTE: Optional upgrade to plywood available for Classic and Iconic: interior receives maple veneer with clear finish; exterior end panels are unfinished plywood, specify finished end treatments for exposed ends of cabinetry.
Furniture board is a durable engineered composite material made of densely compressed wood fibers, providing strength and consistency for long lasting cabinet construction.



STANDARD on all product lines
 Quiet Close, full-extension drawer guides
 • Controlled drawer closure – won't slam shut!
 Quiet Close doors
 • Integrated hinge with controlled door closure – won't slam shut!

OPTIONAL UPGRADE on Historic and Iconic
 Quiet Close, full-extension, heavy-duty drawer guides
 • Controlled drawer closure plus 135 lb. capacity

DRAWER CONSTRUCTION

We use the same solid construction techniques across all our product lines, giving you trustworthy durability and lasting strength. Drawers feature:

- $\frac{5}{8}$ " thick hardwood sides
- $\frac{1}{4}$ " thick fully-captured drawer bottom
- Furniture-quality dovetail construction
- Sealed with clear coat for easy cleaning

NOTE: Wood character and color variations are visible in hardwood.



Fully captured drawer bottom



Dovetail construction



PLYWOOD

We ensure that our plywood meets or exceeds the highest standards for air quality (including TSCA Title VI and CARB emissions standards).

For plywood upgrade cabinets, we use only the highest grade materials, including two types of plywood:

- Traditional plywood with an all-fir-crossband core has an ideal strength-to-weight ratio for many cabinet parts, so it is used for end panels, shelves, I-beams, hanging rails, etc.
- Engineered plywood with an MDF crossband core creates a superior surface for accepting stains and paints, so it is used for finished surfaces such as finished ends and matching finished interiors.

Visit yorktownecabinetry.com for more details.





(Iconic) Logan Flat Panel in Irish Crème Classic with Smoke on cherry

Yorktowne®

RICH IN STYLE. DEEP IN SPIRIT.

10501 10th Street | Waconia, MN 55387

YORKTOWNECABINETRY.COM



Product Availability

Styles and product availability may vary slightly from those shown in this guide due to material availability and/or improvements to our designs. Specifications are subject to change without notice.

Photography Limitations

Product photography and illustrations have been reproduced as accurately as print and web technologies permit. To ensure highest satisfaction, we suggest you view an actual sample from your nearest Yorktowne dealer for best color, wood grain and finish representation.

BUILT IN
USA
OF GLOBAL & DOMESTIC PARTS

• A Cabinetworks Group brand

© 2022 Yorktowne Cabinetry
LIT_SELECTYOR 1022 digital